




---

## DESCRIZIONE


<b>Tipologia</b>	Comò e comodini
<b>Struttura</b>	Pannello di particelle di legno impiallacciato
<b>Top</b>	Pannello di particelle di legno impiallacciato o laccato o rivestito in cuoio o marmo
<b>Mensola superiore</b>	Vetro
<b>Struttura cassetto</b>	Pannello di particelle di legno nobilitato
<b>Piedi</b>	Metallo verniciato

## DIMENSIONI

### Con piedini



590  
23 1/4"



412  
16 1/4"



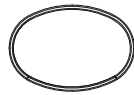
590  
23 1/4"



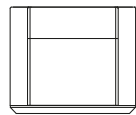
412  
16 1/4"

600  
23 1/2"

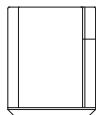
600  
23 1/2"



### Terra

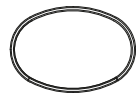


520  
20 1/2"




412  
16 1/4"

600  
23 1/2"




### Configurazioni

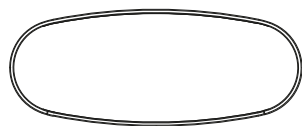


1400  
55"


740  
29 1/4"



560  
22"

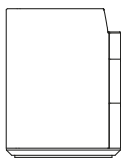


A terra con ripiano superiore in vetro

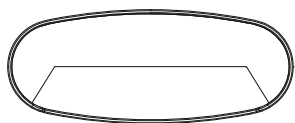


1400  
55"

740  
29 1/4"




560  
22"



---

FINITURE STRUTTURA


**Essenza**



Essenza

## FINITURE TOP

### Laccato




Laccato opaco



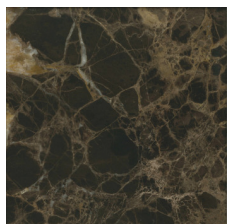
Laccato lucido

### Cuoio




Cuoio

### Marmo



Marmo levigato



Marmo lucido

---

## FINITURE PIEDINI

### Parti metalliche



Parti metalliche

---

## FINITURE MENSOLA SUPERIORE

### Vetro



Vetro